

Easter at Home checklist

Traditions are important. Yet, this year, celebrations might look different. Grab the family and turn your eyes upon Jesus. We are confident that, together, you will find a way to make Easter memorable for your family.

WEEK BEFORE

○ Prepare as a family

Ask how everyone is feeling about Easter.

Honesty is key. Nothing is a surprise to God. Be real and kind to yourself and to one another.

Ask what is one thing everyone does, eats, wears, sees, etc. that makes Easter special?

Make a list and work together to make it so. Appreciate each other's creativity and effort.

Read the Easter Story.

Check out John 12-21 in the Bible, grab an Easter storybook or log into The Crossing's [Bookstore Facebook page](#) at 6:30pm nightly for story time. Ask each other what stood out.

○ Experience Good Friday

Take time to consider the cross and what it means to you. One way to do that is to pick a time, gather the family and enjoy an online, on demand, 30-minute worship experience at [TheCrossing.church](#).

EASTER WEEKEND

○ Choose a service time

Know your options.

Easter services will be streamed online on Saturday, April 11 at 4:30 and 6:30pm and Sunday, April 12 at 9 and 11am.

○ Prepare an experience for your kids

KidsCrossing will provide an age-appropriate, video message for kids age 2 to 5th Grade. Decide whether to view these as a family or have them watch it while you are streaming service.

Either way, they will be available on-demand at <https://thecrossing.church/kidsresponse>

The next page outlines two activities that are mentioned in the videos. Feel free to do them as a family anytime or gather supplies ahead of time so your kid(s) can participate as they watch.

SOMETIME AFTER

○ Mark the moment

Encourage and affirm one another. And, share

pictures. They'll remind you how strong your family is and show a watching world how good God is.

○ BONUS: spread the good news of Jesus

Is there a person, family or group of people you know (or don't) who could use a little encouragement?

If so, check out some ideas and resources posted at [TheCrossing.church](#) or come up with your own. Whatever you choose – big or small – will shine a light and spread God's love.

*God so loved the world
that he gave his one
and only Son. Anyone who
believes in him will not die
but will have eternal life.
John 3:16*



@kidscrossingstl
kids@thecrossing.church

Learn How To Tell The Greatest Rescue Story Ever!

Jesus coming back from the dead gave Him power to save each one of us. That means we are part of the miraculous story of Easter, too! Below are two ways to help kids understand this true story and easily explain it to family and friends.

ACTIVITY #1

This activity will be featured in the Two's and PreK videos.


What you'll need:

- Activity cutouts (inc.)
- Crayons/markers
- Scissors
- Optional: paper, craft sticks, glue, tape, etc.

Print out activity drawings (pages 1-2 below). Color and cut out drawings. Use any of the optional supplies to bring your story (right) to life!



After Jesus rode into town on the donkey, He told His friends He was going away but that He would come back.



Then some mean men came and took Jesus away. They put him on a cross and He died. Jesus's friends were sad.



They took his body, laid it in a tomb and rolled a big stone in front. Then 1, 2, 3 days passed.



Jesus' friend, Mary, went to the tomb. When she got there, she saw that the big rock was moved, and that Jesus was gone! Mary was sad.



An angel appeared and told her: "Jesus is alive! He came back just like He said." Jesus loves us SO much, and wants to be our friend forever!

ACTIVITY #2

This activity will be featured in K-5th Grade videos.

What you'll need:

- Plastic Easter egg
- Anything red: cloth, piece of paper, etc.
- Picture of Jesus (see activity cutouts page 3 below or draw)
- Toothpick
- Stone (or rock)
- Anything white: cloth, piece of paper, etc.

Open the egg, add in the items below one at a time as you tell the Easter story.

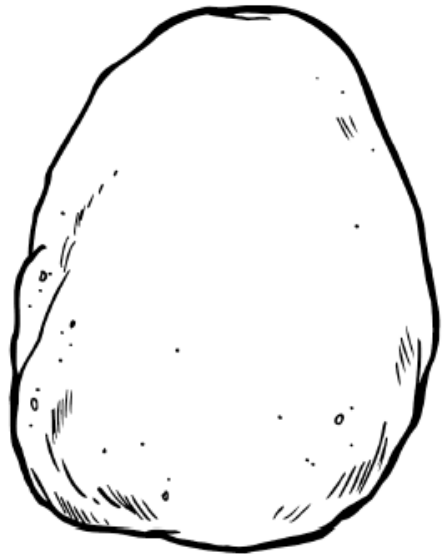



The red cloth (or alternate item) reminds us that we are all sinners. [Romans 3:23](#)

The picture of Jesus reminds us that He came to save us from sin. [Matthew 1:21](#)

The toothpick broken in half and laid down like a cross reminds us that Jesus died to save us. [Romans 5:7-8](#)

The stone reminds us that His tomb was empty – Jesus is ALIVE! [John 20](#)

The white cloth (or alternate item) reminds us that Jesus can forgive us and make us clean. [John 3:16](#)





Picture of Jesus



Summary of Egg Pieces

The Greatest Rescue Story Ever

The **red cloth** reminds us that we are sinners.

The **picture of Jesus** reminds us that He came to rescue us from sin.

The **toothpick** reminds that Jesus died on a cross for our sin.

The **stone** reminds us that His tomb was empty – Jesus rose from the dead.

The **white cloth** reminds us that Jesus can forgive us and make us clean.